






U.S. DEPARTMENT OF EDUCATION

**CSS** Campus Safety and Security

**Get Data for One School**




## Step 3. View Data

### University of Puerto Rico-Humacao

**OPE ID: 00394300**

---

 Call Box 860  
Humacao, PR 00792

 <http://www.uprh.edu>

 Total enrollment: 3,628 Students (2014)

 Campus Location: Call Box 860 Humacao, PR 00792



#### **ON-CAMPUS STUDENT HOUSING FACILITIES**

This institution does not provide On-campus Student Housing Facilities.

#### **LOCAL POLICE CRIME STATISTICS**

Local police crime statistics are included with the campus's statistics.

## SECURITY OFFICER



Name: Capt. Jerry Díaz Benítez

Title: Director of the Security and Transit Office

Address:

Call Box 860

Humacao, PR 00792

Phone: (787) 850-9367

Email: jerry.diaz2@upr.edu

## FIRE SAFETY OFFICER



Name: Angelica Torres Félix

Title: Director of Occupational Health and Safety Office

Address:

Call Box 860

Humacao, PR 00792

Phone: (787) 850-0000 ext. 9639

Email: angelica.torres3@upr.edu

## LEAD TITLE IX COORDINATOR



Name: Capt. Jerry Díaz Benítez

Title: Director of the Security and Transit Office

Address:

Call Box 860

Humacao, PR 00792

Phone: (787) 850-9367

Email: jerry.diaz2@upr.edu

## Criminal Offenses

## Category of Bias for crimes reported in 2014

[Hate Crimes](#)**Criminal Offense**

**Total Race Religion Sexual orientation Gender Gender Identity Disability Ethnicity National Origin**

VAWA OffensesArrestsDisciplinary ActionsUnfounded Crimes**— Hate Crimes - On campus**

## Category of Bias for crimes reported in 2014

**Criminal Offense**

**Total Race Religion Sexual orientation Gender Gender Identity Disability Ethnicity National Origin**

a. Murder/ Non-negligent manslaughter

0 0 0 0 0 0 0 0 0 0

d. Rape

0 0 0 0 0 0 0 0 0 0

e. Fondling

0 0 0 0 0 0 0 0 0 0

g. Incest

0 0 0 0 0 0 0 0 0 0

h. Statutory rape

0 0 0 0 0 0 0 0 0 0

i. Robbery

0 0 0 0 0 0 0 0 0 0

j. Aggravated assault

0 0 0 0 0 0 0 0 0 0

Category of Bias for crimes reported in 2013

Criminal Offense	Total	Race	Religion	Sexual orientation	Sexual Gender	Gender Identity	Disability	Ethnicity/National origin	National origin
k. Burglary	0	0	0	0	0	0	0	0	0
l. Motor vehicle theft	0	0	0	0	0	0	0	0	0
m. Arson	0	0	0	0	0	0	0	0	0
n. Simple assault	0	0	0	0	0	0	0	0	0
o. Larceny-theft	0	0	0	0	0	0	0	0	0
p. Intimidation	0	0	0	0	0	0	0	0	0
q. Destruction/damage/ vandalism of property	0	0	0	0	0	0	0	0	0

Category of Bias for crimes reported in 2013

Criminal Offense	Total	Race	Religion	Sexual orientation	Gender	Disability	Ethnicity/National origin
a. Murder/ Non-negligent manslaughter	0	0	0	0	0	0	0
c. Sex offenses - Forcible	0	0	0	0	0	0	0
f. Sex offenses - Non-forcible	0	0	0	0	0	0	0
i. Robbery	0	0	0	0	0	0	0

*Category of Bias for crimes reported in 2013*

<b>Criminal Offense</b>	<b>Total</b>	<b>Race</b>	<b>Religion</b>	<b>Sexual orientation</b>	<b>Gender</b>	<b>Disability</b>	<b>Ethnicity/National origin</b>
j. Aggravated assault	0	0	0	0	0	0	0
k. <u>Burglary</u>	0	0	0	0	0	0	0
l. <u>Motor vehicle theft</u>	0	0	0	0	0	0	0
m. <u>Arson</u>	0	0	0	0	0	0	0
n. Simple assault	0	0	0	0	0	0	0
o. <u>Larceny-theft</u>	0	0	0	0	0	0	0
p. <u>Intimidation</u>	0	0	0	0	0	0	0
q. <u>Destruction/damage/ vandalism of property</u>	0	0	0	0	0	0	0

*Category of Bias for crimes reported in 2012*

<b>Criminal Offense</b>	<b>Total</b>	<b>Race</b>	<b>Religion</b>	<b>Sexual orientation</b>	<b>Gender</b>	<b>Disability</b>	<b>Ethnicity/National origin</b>
a. <u>Murder/ Non-negligent manslaughter</u>	0	0	0	0	0	0	0
c. <u>Sex offenses - Forcible</u>	0	0	0	0	0	0	0
f. <u>Sex offenses - Non- forcible</u>	0	0	0	0	0	0	0
i. <u>Robbery</u>	0	0	0	0	0	0	0

Category of Bias for crimes reported in 2012

Criminal Offense	Total	Race	Religion	Sexual orientation	Sexual Gender	Gender Identity	Disability	Ethnicity/National origin
j. Aggravated assault	0	0	0	0	0	0	0	0
k. Burglary	0	0	0	0	0	0	0	0
l. Motor vehicle theft	0	0	0	0	0	0	0	0
m. Arson	0	0	0	0	0	0	0	0
n. Simple assault	0	0	0	0	0	0	0	0
o. Larceny-theft	0	0	0	0	0	0	0	0
p. Intimidation	0	0	0	0	0	0	0	0
q. Destruction/damage/ vandalism of property	0	0	0	0	0	0	0	0

## — Hate Crimes - Noncampus

Category of Bias for crimes reported in 2014

Criminal Offense	Total	Race	Religion	Sexual orientation	Gender	Gender Identity	Disability	Ethnicity	National origin
a. Murder/ Non-negligent manslaughter	0	0	0	0	0	0	0	0	0
d. Rape	0	0	0	0	0	0	0	0	0
e. Fondling	0	0	0	0	0	0	0	0	0

## Category of Bias for crimes reported in 2013

Criminal Offense	Category of Bias for crimes reported in 2013								
	Total	Race	Religion	Sexual orientation	Sexual Gender orientation	Gender Identity	Disability	Ethnicity/National origin	National origin
g. Incest	0	0	0	0	0	0	0	0	0
h. Statutory rape	0	0	0	0	0	0	0	0	0
i. Robbery	0	0	0	0	0	0	0	0	0
j. Aggravated assault	0	0	0	0	0	0	0	0	0
k. Burglary	0	0	0	0	0	0	0	0	0
l. Motor vehicle theft	0	0	0	0	0	0	0	0	0
m. Arson	0	0	0	0	0	0	0	0	0
n. Simple assault	0	0	0	0	0	0	0	0	0
o. Larceny-theft	0	0	0	0	0	0	0	0	0
p. Intimidation	0	0	0	0	0	0	0	0	0
q. Destruction/damage/ vandalism of property	0	0	0	0	0	0	0	0	0

## Category of Bias for crimes reported in 2013

Criminal Offense	Category of Bias for crimes reported in 2013							
	Total	Race	Religion	Sexual orientation	Gender	Disability	Ethnicity/National origin	National origin
a. Murder/ Non-negligent manslaughter	0	0	0	0	0	0	0	0

*Category of Bias for crimes reported in 2013*

<b>Criminal Offense</b>	<b>Total</b>	<b>Race</b>	<b>Religion</b>	<b>Sexual orientation</b>	<b>Gender</b>	<b>Disability</b>	<b>Ethnicity/National origin</b>
c. Sex offenses - Forcible	0	0	0	0	0	0	0
f. Sex offenses - Non-forcible	0	0	0	0	0	0	0
i. Robbery	0	0	0	0	0	0	0
j. Aggravated assault	0	0	0	0	0	0	0
k. Burglary	0	0	0	0	0	0	0
l. Motor vehicle theft	0	0	0	0	0	0	0
m. Arson	0	0	0	0	0	0	0
n. Simple assault	0	0	0	0	0	0	0
o. Larceny-theft	0	0	0	0	0	0	0
p. Intimidation	0	0	0	0	0	0	0
q. Destruction/damage/ vandalism of property	0	0	0	0	0	0	0

*Category of Bias for crimes reported in 2012*

<b>Criminal Offense</b>	<b>Total</b>	<b>Race</b>	<b>Religion</b>	<b>Sexual orientation</b>	<b>Gender</b>	<b>Disability</b>	<b>Ethnicity/National origin</b>
a. Murder/ Non-negligent manslaughter	0	0	0	0	0	0	0



Category of Bias for crimes reported in 2012

Criminal Offense	Total	Race	Religion	Sexual orientation	Sexual Gender	Gender Identity	Disability	Ethnicity/National origin
c. Sex offenses - Forcible	0	0	0	0	0	0	0	0
f. Sex offenses - Non-forcible	0	0	0	0	0	0	0	0
i. Robbery	0	0	0	0	0	0	0	0
j. Aggravated assault	0	0	0	0	0	0	0	0
k. Burglary	0	0	0	0	0	0	0	0
l. Motor vehicle theft	0	0	0	0	0	0	0	0
m. Arson	0	0	0	0	0	0	0	0
n. Simple assault	0	0	0	0	0	0	0	0
o. Larceny-theft	0	0	0	0	0	0	0	0
p. Intimidation	0	0	0	0	0	0	0	0
q. Destruction/damage/vandalism of property	0	0	0	0	0	0	0	0

## — Hate Crimes - Public Property

Category of Bias for crimes reported in 2014

Criminal Offense	Total	Race	Religion	Sexual orientation	Gender	Gender Identity	Disability	Ethnicity	National origin
------------------	-------	------	----------	--------------------	--------	-----------------	------------	-----------	-----------------

## Category of Bias for crimes reported in 2014

Criminal Offense	Total	Race	Religion	Sexual orientation	Gender	Gender Identity	Disability	Ethnicity	National origin
a. Murder/ Non-negligent manslaughter	0	0	0	0	0	0	0	0	0
d. Rape	0	0	0	0	0	0	0	0	0
e. Fondling	0	0	0	0	0	0	0	0	0
g. Incest	0	0	0	0	0	0	0	0	0
h. Statutory rape	0	0	0	0	0	0	0	0	0
i. Robbery	0	0	0	0	0	0	0	0	0
j. Aggravated assault	0	0	0	0	0	0	0	0	0
k. Burglary	0	0	0	0	0	0	0	0	0
l. Motor vehicle theft	0	0	0	0	0	0	0	0	0
m. Arson	0	0	0	0	0	0	0	0	0
n. Simple assault	0	0	0	0	0	0	0	0	0
o. Larceny-theft	0	0	0	0	0	0	0	0	0
p. Intimidation	0	0	0	0	0	0	0	0	0
q. Destruction/damage/vandalism of property	0	0	0	0	0	0	0	0	0

*Category of Bias for crimes reported in 2013*

<b>Criminal Offense</b>	<b>Total</b>	<b>Race</b>	<b>Religion</b>	<b>Sexual orientation</b>	<b>Gender</b>	<b>Disability</b>	<b>Ethnicity/National origin</b>
a. <u>Murder/ Non-negligent manslaughter</u>	0	0	0	0	0	0	0
c. <u>Sex offenses - Forcible</u>	0	0	0	0	0	0	0
f. <u>Sex offenses - Non-forcible</u>	0	0	0	0	0	0	0
i. <u>Robbery</u>	0	0	0	0	0	0	0
j. <u>Aggravated assault</u>	0	0	0	0	0	0	0
k. <u>Burglary</u>	0	0	0	0	0	0	0
l. <u>Motor vehicle theft</u>	0	0	0	0	0	0	0
m. <u>Arson</u>	0	0	0	0	0	0	0
n. <u>Simple assault</u>	0	0	0	0	0	0	0
o. <u>Larceny-theft</u>	0	0	0	0	0	0	0
p. <u>Intimidation</u>	0	0	0	0	0	0	0
q. <u>Destruction/damage/vandalism of property</u>	0	0	0	0	0	0	0

*Category of Bias for crimes reported in 2012***Criminal Offense**

<b>Total</b>	<b>Race</b>	<b>Religion</b>	<b>Sexual orientation</b>	<b>Gender</b>	<b>Disability</b>	<b>Ethnicity/National origin</b>
--------------	-------------	-----------------	-------------------------------	---------------	-------------------	--------------------------------------

## Category of Bias for crimes reported in 2012

Criminal Offense	Total	Race	Religion	Sexual orientation	Gender	Disability	Ethnicity/National origin
a. <u>Murder/ Non-negligent manslaughter</u>	0	0	0	0	0	0	0
c. <u>Sex offenses - Forcible</u>	0	0	0	0	0	0	0
f. <u>Sex offenses - Non-forcible</u>	0	0	0	0	0	0	0
i. <u>Robbery</u>	0	0	0	0	0	0	0
j. <u>Aggravated assault</u>	0	0	0	0	0	0	0
k. <u>Burglary</u>	0	0	0	0	0	0	0
l. <u>Motor vehicle theft</u>	0	0	0	0	0	0	0
m. <u>Arson</u>	0	0	0	0	0	0	0
n. <u>Simple assault</u>	0	0	0	0	0	0	0
o. <u>Larceny-theft</u>	0	0	0	0	0	0	0
p. <u>Intimidation</u>	0	0	0	0	0	0	0
q. <u>Destruction/damage/vandalism of property</u>	0	0	0	0	0	0	0

The crime data reported by the institutions have not been subjected to independent verification by the U.S. Department of Education. Therefore, the Department cannot vouch for the accuracy of the data reported here.

- Prior to the 2010 data collection, Simple assault statistics were reported as Any other crime involving bodily injury.
- Larceny-theft, Intimidation, and Destruction/damage/vandalism of property statistics were not collected prior to the 2010 data collection.
- As of the 2010 data collection, negligent manslaughter is no longer a category because it cannot be a hate crime.
- Individual statistics for Rape, Fondling, Incest and Statutory Rape were not collected prior to the 2015 data collection. Prior to the 2015 collection, Rape and Fondling statistics were combined under Sex offenses – Forcible, and Incest and Statutory Rape statistics were combined under Sex Offenses – Nonforcible.
- As of the 2015 data collection, statistics for Sex offenses - Forcible and Sex offenses - Non-forcible are no longer collected.
- The Gender Identity category of bias was added in the 2015 data collection.
- As of the 2015 data collection the Ethnicity/National origin category of bias was split into separate Ethnicity and National origin categories.

These hate offenses manifest evidence of prejudice based on race, religion, sexual orientation, gender, disability or ethnicity / national origin.

[BACK](#)[START OVER](#)[BACK](#)[START OVER](#)

Information for Students  
Planning for College  
Policy  
Student Aid Professionals  
Campus Security  
OPE Program Data

**U.S. Department of Education**  
**Office of Postsecondary Education**